



STRETCH YOUR SKILLS WITH PHOTO ASSIGNMENTS

Ole'!/OLLI

Winter 2024 – Wednesday Section

Week 1: Creative Self Portrait

PURPOSE OF THE CLASS

Strengthen and expand your
photography skills through assignment
photography

I want to push your creative process and expand your visual thinking.

This is an experiential learning experience.

We will have an open discussion on the images and possible ways to improve on them.

THE MECHANICS

You will get two emails each week

- Wednesday with the assignment for the week
- Sunday reminder to upload your image

The assignments, upload links, and class slides will all be on the website:

<https://qfam.org/PhotoAssign/>

Once the assignment is given, YOU go out and take an image that meets the assignment and upload it

I assemble a powerpoint presentation each week (for each section)

We discuss the images in class

EQUIPMENT

The best camera you have at any point in time is the one in your hand.

Every camera has its limitations.

You can compose great shots with any camera.

For certain types of shots, you may need specialized equipment such as tripods, filters, or lenses.



POST PROCESSING

Almost every digital device has some kind of photo editing capabilities

There are lots of free apps in addition to the expensive ones

Even minor photo editing efforts can dramatically enhance your image

- Cropping
- Color adjustment
- Creative filters
- And more...



Photo by Sandra Knight before Post Processing

POST PROCESSING

Almost every digital device has some kind of photo editing capabilities

There are lots of free apps in addition to the expensive ones

Even minor photo editing efforts can dramatically enhance your image

- Cropping
- Color adjustment
- Creative filters
- And more...





Photo by Sandra Knight after Post Processing by Bob Estey

ASSIGNMENT #1: CREATIVE SELF PORTRAIT

The challenge is to find a creative way to tell something about yourself photographically. The only requirement is that some part of you be in the image.

The pictures must be taken the week leading up today

Go to <https://qfam.org/PhotoAssign/> for more details and the upload links



101-Sandra Knight



102-Ron Hoggard



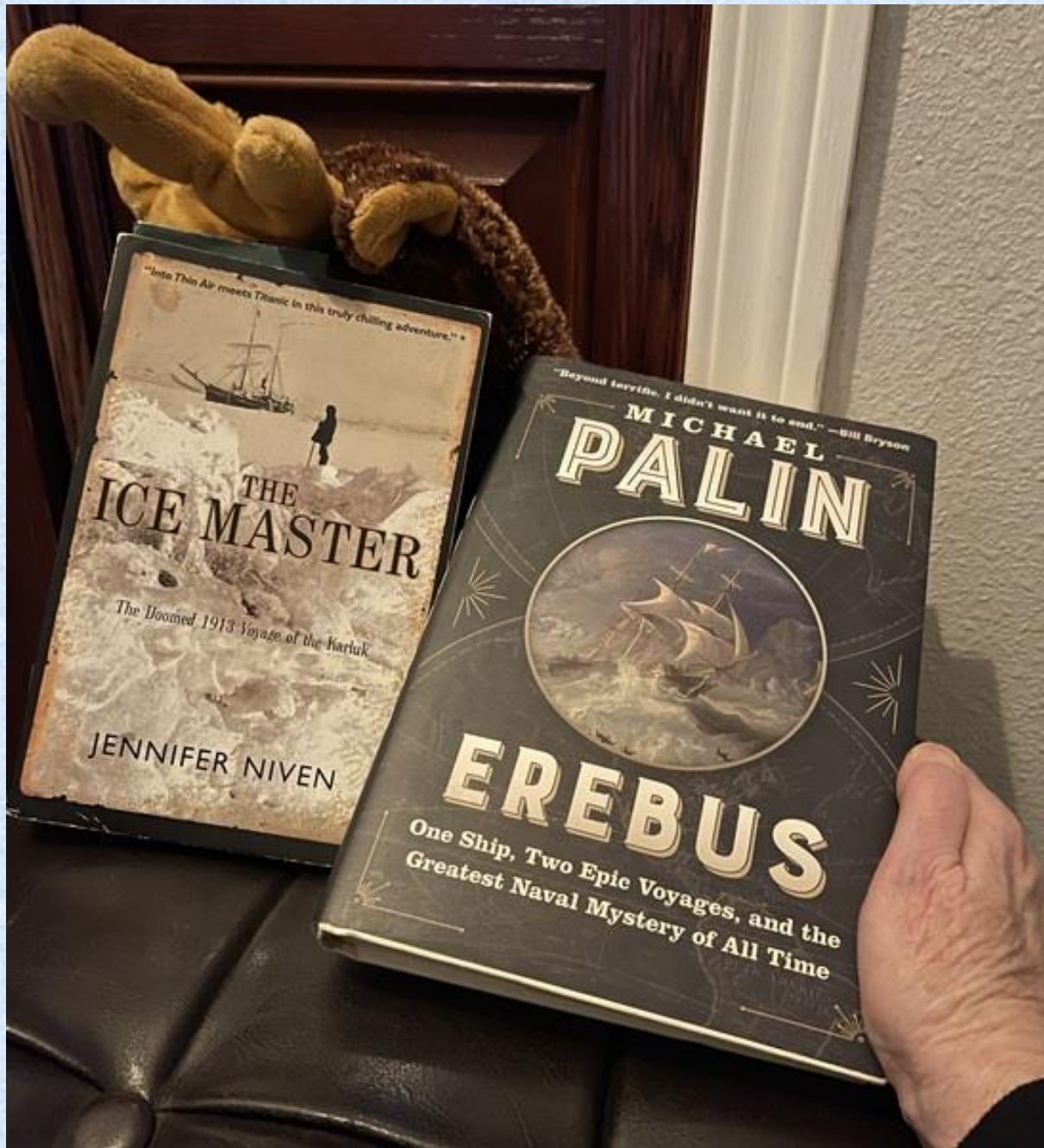
103-Bob Estey



104-Claudia wallingford



105-Susan Barrickman - Meet Susan's Feet



106-Lorna Young - Winter-Reading



107-PJ



108-Carol Renfro – My hand, rings, magenta violet



109-Janet Wilkinson



110-Karen Cole-Loy – sitting at piano



111-Paula - Plants



112- Ellen M Brown



113-Elly Scott



114-Ted Eischeid



115-Bart Quimby - Need to Organize Garage

SECOND IMAGES

Only the Photographer and Moderator gets to talk about these images



151- Ellen M Brown



152-Elly Scott

TWO OPPORTUNITIES...

Ole' Photography Shared Interest Group (<https://qfam.org/OlePhotoSIG/index.htm>)

Meets 2nd Monday of each month on Zoom to listen to speakers and share ideas.

Has a closed Facebook group used to share and discuss images.

Has an inhouse annual photography competition with selected images being shown at Jitter's coffee house in Eagle River during the month of December.
(<https://qfam.org/OlePhotoSIG/PhotoContest/index.htm>)

Alaska Photo Chat (<https://qfam.org/PhotoChat/>)

An informal photography discussion group that meets once a week (most of the time).

The group grew out of the Ole Photo SIG, but is not limited to Photo SIG members.

A great place to raise your photography questions and get some answers.

The website has records of a few tutorial sessions that the group has done.


ASSIGNMENT #2: THE SEASON (WINTER)

Create a captivating image of something that you like about the winter season where you are this week.

The pictures must be taken between now and Sunday (2/18)

Visit <https://qfam.org/PhotoAssign/> for how to upload the image

Images due Sunday 18 February (or earlier!)









Until Next Week....

Happy Shooting!