



STRETCH YOUR SKILLS WITH PHOTO ASSIGNMENTS

Ole'!/OLLI
Fall 2023 – Wednesday Section
Week 2: In the Dark

ASSIGNMENT #2: IN THE DARK

Create a captivating image of something that you see in the dark this week.

The pictures must be taken between now and Monday (10/2)

Visit <https://qfam.org/PhotoAssign/> for how to upload the image

Images due Monday 2 October (or earlier!)



201-Marty Lyman - solstice in blue



202-Diane Cryer



203-Nancy Hummel, Puyallup at Night




204-Dan Cryer




205-Meg Parsons



206-Paula - Williamsburg White House BnB



207-Mark Morones



208-Jan Wachsmuth



209-Ron Hoggard Light on the Pumpkin



210-Bill Cole



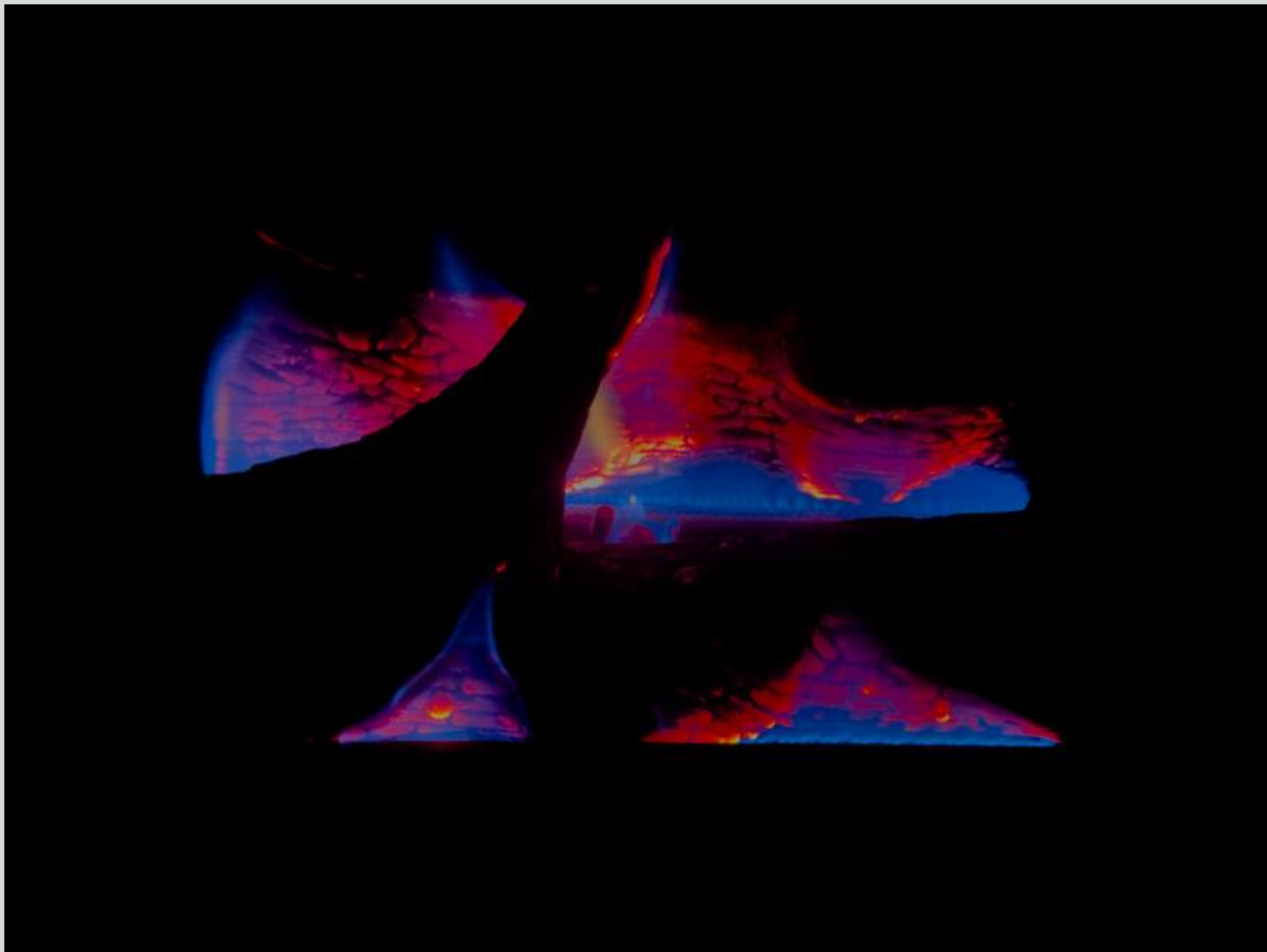
211-Janine Forrest



212-Dave Bean



213-Sherry Dugan



214-Chuc 1 - Abstract Fireplace



215-Fran Kelly



216-Renée Persón



217-Janet Wilkinson



218-Ellen Brown



T. BART QUIMBY
Photography

219-Bart Quimby - Backyard Retreat

SECOND IMAGES

Only the Photographer and Moderator gets to talk about these images



251-Nancy Hummel, Puyallup at Night




252-marty lyman



253-Paula - Williamsburg White House BnB



254-Bill Cole



256-Ellen Brown



257-Chuck Iliff 2 - Matanuska Bridge light painting

TWO OPPORTUNITIES...

Ole' Photography Shared Interest Group (<https://qfam.org/OlePhotoSIG/index.htm>)

Meets 2nd Monday of each month on Zoom to listen to speakers and share ideas.

Has a closed Facebook group used to share and discuss images.

Has an inhouse annual photography competition with selected images being shown at Jitter's coffee house in Eagle River during the month of December.
(<https://qfam.org/OlePhotoSIG/PhotoContest/index.htm>)

Alaska Photo Chat (<https://qfam.org/PhotoChat/>)

An informal photography discussion group that meets three times a week (most of the time).

The group grew out of the Ole Photo SIG, but is not limited to Photo SIG members.

A great place to raise your photography questions and get some answers.

The website has records of a few tutorial sessions that the group has done.

ASSIGNMENT #3: SHADOWS

Create an image that makes strong use of shadows to create a dramatic effect.

The pictures must be taken between now and Monday (10/9)

Visit <https://qfam.org/PhotoAssign/> for how to upload the image

Images due Monday 9 October (or earlier!)

ASSIGNMENT #3: SHADOWS

Create an image that makes strong use of shadows to create a dramatic effect.

The pictures must be taken between now and Monday (10/9)

Visit <https://qfam.org/PhotoAssign/> for how to upload the image

Images due Monday 9 October (or earlier!)

























Photography by T. Bart Quimby

- art
- shadow photography
- shadow play
- abstract shadows
- portrait photography
- shadow portraits
- shadow drawing
- black and white photography ideas



Shutterstock
7 Artists on Using Strong Shadows in ...



Shutterstock
7 Artists on Using Stron...



Loaded Landscapes
Impressive Images ...



My Modern Met
Shadow Photography How-To Expla...



Light Stalking
Shadows In Photography



Adorama
Shadow Photography Ideas, Tips and ...




My Modern Met
Shadow Photography Ho...



Adorama
Shadow Photography Ideas, Tips and...



Shotkit
15 Tips for Creative Shadow Photogra...



Expert Photography
Shadow Photography (8 Great Tips for ...




Learning with Experts
Shadows in Photography, Creative use o...



Shotkit
15 Tips for Creative Shadow Photogr...



Light Stalking
Shadows In Photography



Canon SNAPSHOT



My Modern Met



Bored Panda




Adorama



Canon SNAPSHOT



Smashing Magazine



My Modern Met



Learning with Experts

Until Next Week....

Happy Shooting!